

Technical Bulletin | ID CARD PUNCH OUT

Revision 06132015

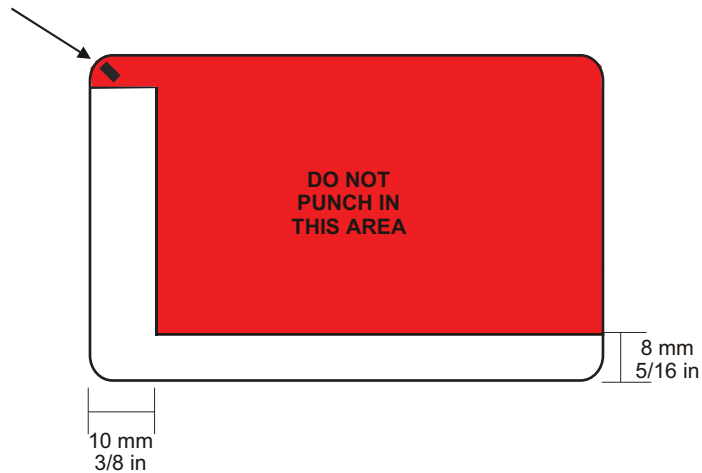
GENERAL INFORMATION

ISO cards are made with flexible PVC and finished with a glossy surface suitable for Photo ID printing. Care should be taken to follow the punch out recommendations to avoid damage to the antenna coil and integrated electronic chip inside each card.

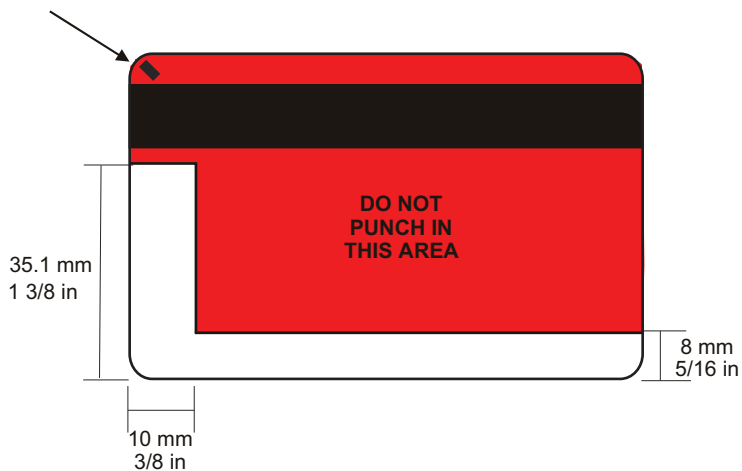
CARD SLOTTING

We recommend the use of badge grippers instead of slot punching the cards. These attachment devices give the same functionality as slot clips, and they maintain the structural integrity of the ISO card. If you slot punch the card, please refer to the punch guides below. Any other position may damage the electronics. Always test the first card after printing and slotting. Once satisfied with the quality, continue running the full card lot.

7S-K2011B AND 7S-D8239
PAC (READYKEY) ISO Card
CARD ORIENTATION MARK

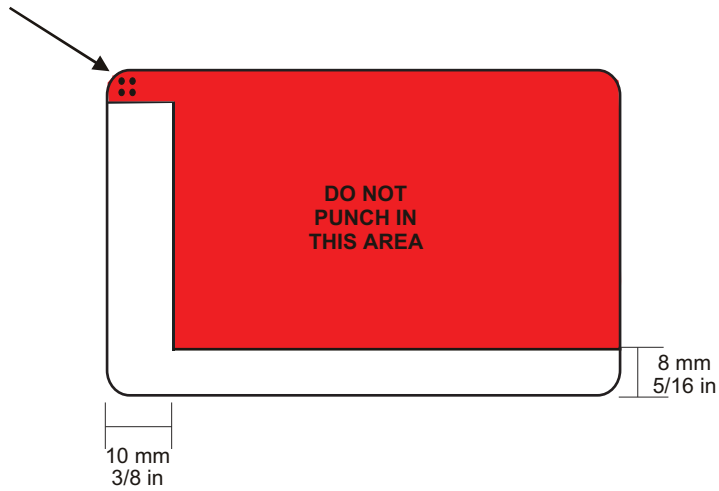


7S-K2011M
PAC (READYKEY) ISO Card with magstripe
CARD ORIENTATION MARK



Access Control | D8339-10 Wiegand ISO Proximity Card (26-bit)

7S-K3011 AND 7S-D8339
KeyPAC ISO Card
CARD ORIENTATION MARK



7S-K3011M
KeyPAC ISO Card with magstripe
CARD ORIENTATION MARK

